



# **Northern Peninsula Area State College**

***Everyone Matters – No one gives up!***

## ***School Leaders – Badge Ceremony***



*The School Leaders were welcomed into their new roles in a wonderful Badge Ceremony that saw parents and family members taking the honour of pinning the badges on their students. Congratulations to all new leaders and we look to them as role models for all students in the Secondary School.*

## ***School Improvement Unit – Review Team***



Week 7 of the School term, we were visited by the School Improvement Unit (SIU) Review Team. They conducted interviews with every teacher at all schools, teacher aides, Purple Army staff, members of our new P&C, our Mayor, Educational Council, Traditional Owners, Elders, parents, community members and of course students. They provided a comprehensive report to the school leaders and a shorter presentation to all staff at the College, affirming what we are doing well and letting us know

the specific areas we need to focus on to continue to deliver improved educational opportunities for our students. We thank the team from left, Raelene Fysh, Steven Bobby, Bert Barb and Peter Kelly.

## ***Congratulations P&C Executive Team***



We welcome Michelle Tamwoy (president), Philomena Morseu (Vice President), Roxanne Nevil (Secretary) and Mona Townson (Treasurer) as our new College P&C executive. The AGM was well attended, with all executive roles requiring a secret ballot process. This is very refreshing, knowing the interest in Community is very strong with the focus on education at the forefront of many of our minds.



## Explicit Improvement Agenda

We will be focusing on reading by implementing a whole College Reading program and we will focus on engagement by ensuring our Positive Behaviour for Learning strategies are embedded in every class.

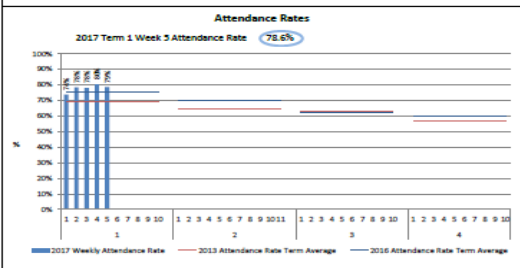
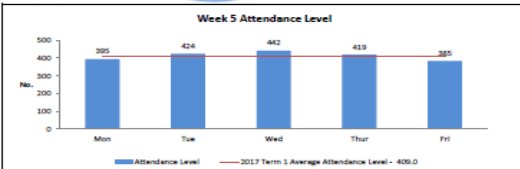
AREA	FOCUS	DATA
Teaching and Learning	Reading program	Reading data - PM/Probe, A-C English, Maths, Science, NAPLAN, QCE/QCIA
Engagement	PBL	Attendance, Discipline data - SDA

## Attendance is looking good – let's keep up the focus!

Combined (Primary and Secondary)

### Northern Peninsula Area State College Term 1 - Week Ending 24/02/2017

Attendance rate - Term 1 to date  
up 19% points from Term 1 2016  
78.0%



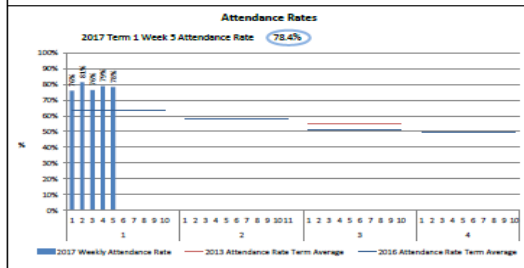
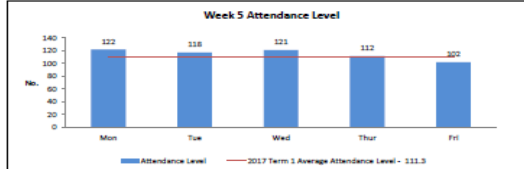
Attendance number up 25.4% (409) Average term to date attendance number  
Enrolment number up 19.7% (525) Average term to date enrolment number

The data (Year 1 to 6) contained within this report are not validated and therefore subject to change. Data are provided on the basis that they are used for internal purposes only and not released publicly.

Secondary (only)

### Northern Peninsula Area State College - Senior Campus Term 1 - Week Ending 24/02/2017

Attendance rate - Term 1 to date  
up 14.6% points from Term 1 2016  
78.3%



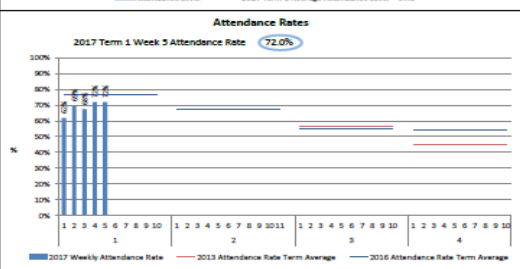
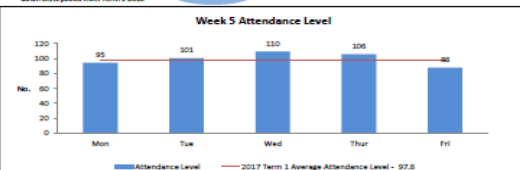
Attendance number up 27.3% (111) Average term to date attendance number  
Enrolment number up 21% (142) Average term to date enrolment number

The data (Year 8 to 10 in 2013 and 2014 and Year 7 to 10 in 2015 and 2016) contained within this report are not validated and therefore subject to change. Data are provided on the basis that they are used for internal purposes only and not released publicly.

Primary (only)

### Northern Peninsula Area State College - Injinoo Junior Campus Term 1 - Week Ending 24/02/2017

Attendance rate - Term 1 to date  
down 8.1% points from Term 1 2016  
68.8%



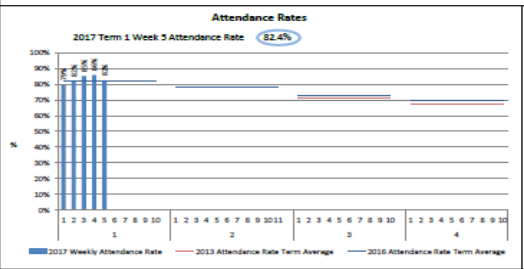
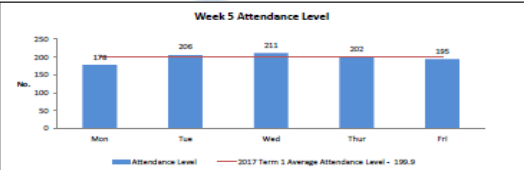
Attendance number unchanged (98) Average term to date attendance number  
Enrolment number up 4.7% (142) Average term to date enrolment number

The data (Year 1 to 6) contained within this report are not validated and therefore subject to change. Data are provided on the basis that they are used for internal purposes only and not released publicly.

Primary (only)

### Northern Peninsula Area State College - Bamaga Junior Campus Term 1 - Week Ending 24/02/2017

Attendance rate - Term 1 to date  
up 1% points from Term 1 2016  
83.2%



Attendance number up 21.8% (200) Average term to date attendance number  
Enrolment number up 19.5% (240) Average term to date enrolment number

The data (Year 1 to 6) contained within this report are not validated and therefore subject to change. Data are provided on the basis that they are used for internal purposes only and not released publicly.

Together we will make 2017 great!

Good Pasin: I am a learner, I am respectful, I am safe